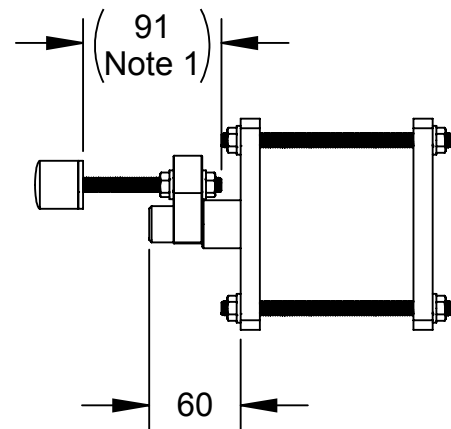
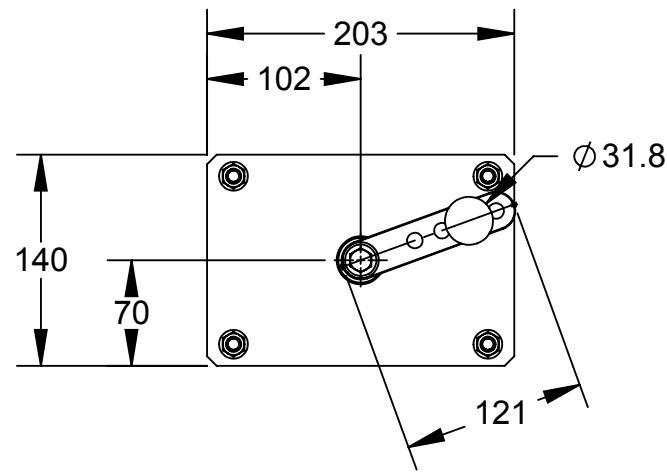
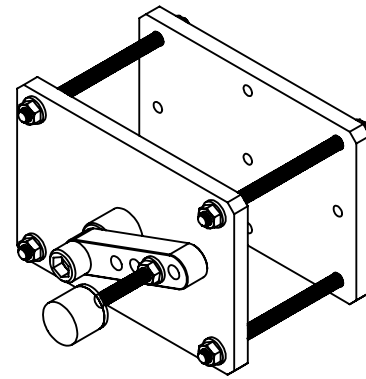
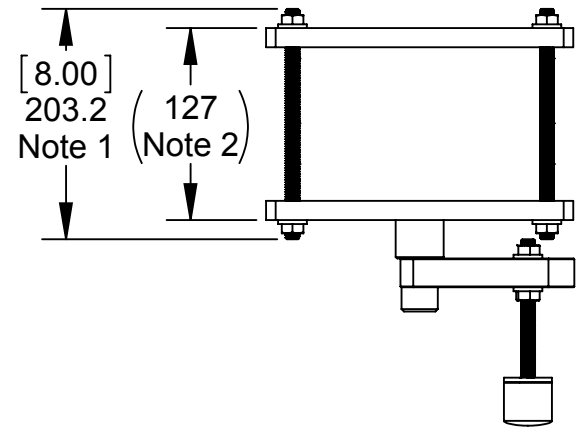


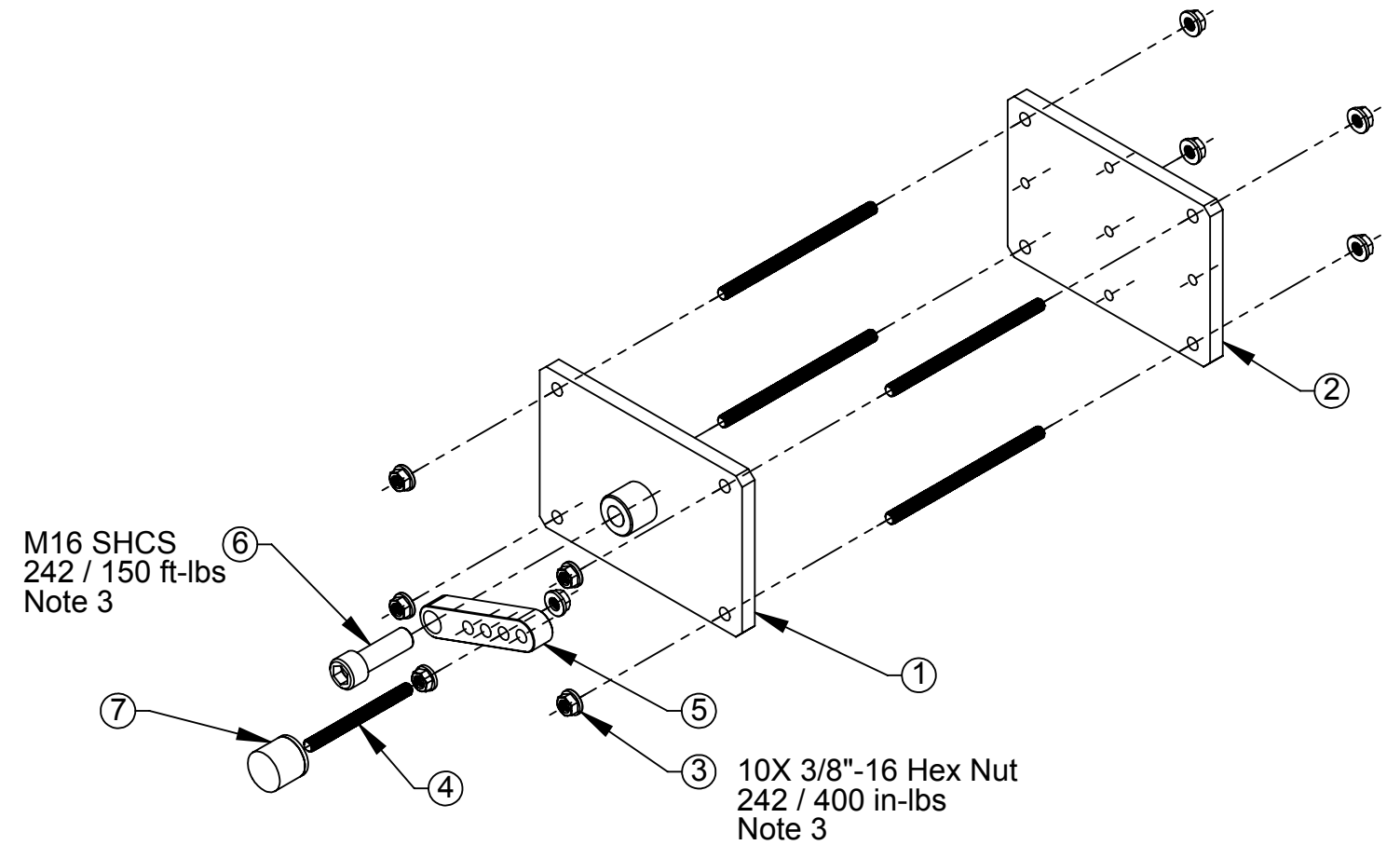
Rev.	Description	Initiator	Date
01	Initial Drawing	JMW	10/23/2013



9120-TSL-PS-7980 - Detail

Notes:

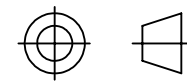
1. Threaded rod supplied. Customer to cut to desired final length.
2. Post Support can be located on the 4" or 6" side of ATI post.
3. Customer to use Loctite or similar threadlocker and torque fasteners to listed torque.



ITEM NO.	QTY.	PART NUMBER	DESCRIPTION
1	1	3700-20-7980	TSL Post Support Plate, Front
2	1	3700-20-7979	TSL Post Support Plate, Rear
3	10	3505-0859000-12	3/8" Flange Hex Locknut, Zinc Plated
4	5	3690-1280001-12	3/8" Threaded Rod - 8" OAL - Zinc Plated
5	1	3700-20-7975	TSL Post Support Arm
6	1	3500-1075050-15	M16 x 50mm Lg SHCS Zinc
7	1	3690-0000010-50	Hard Polyurethane Bumper - 3/8"-16 Threaded

NOTES: UNLESS OTHERWISE SPECIFIED.

DO NOT SCALE DRAWING. ALL DIMENSIONS ARE IN MILLIMETERS.



3rd ANGLE PROJECTION



1031 Goodworth Drive, Apex, NC 27539, USA
 Tel: +1.919.772.0115 Email: info@ati-ia.com
 Fax: +1.919.772.8259 www.ati-ia.com
 ISO 9001 Registered Company

PROPERTY OF ATI INDUSTRIAL AUTOMATION, INC. NOT TO BE REPRODUCED IN ANY MANNER EXCEPT ON ORDER OR WITH PRIOR WRITTEN AUTHORIZATION OF ATI.

DRAWN BY: J. Winterroth, 10/23/13		TITLE	
CHECKED BY: D. Norton, 10/23/13		TSL Adjustable Post Support with Arm	
PROJECT # 121218-4	SHEET 1 OF 1	SCALE 1:5	SIZE B
		DRAWING NUMBER	REVISION
		9630-20-TSL-PS-7980	01